

NAVN

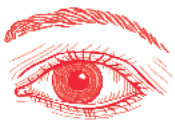
KLASSE



## Hvad kan jeg finde?

---

– jeg kan se



– jeg kan lugte



– jeg kan høre



– jeg kan føle



---

*Dyr*



*Sten*

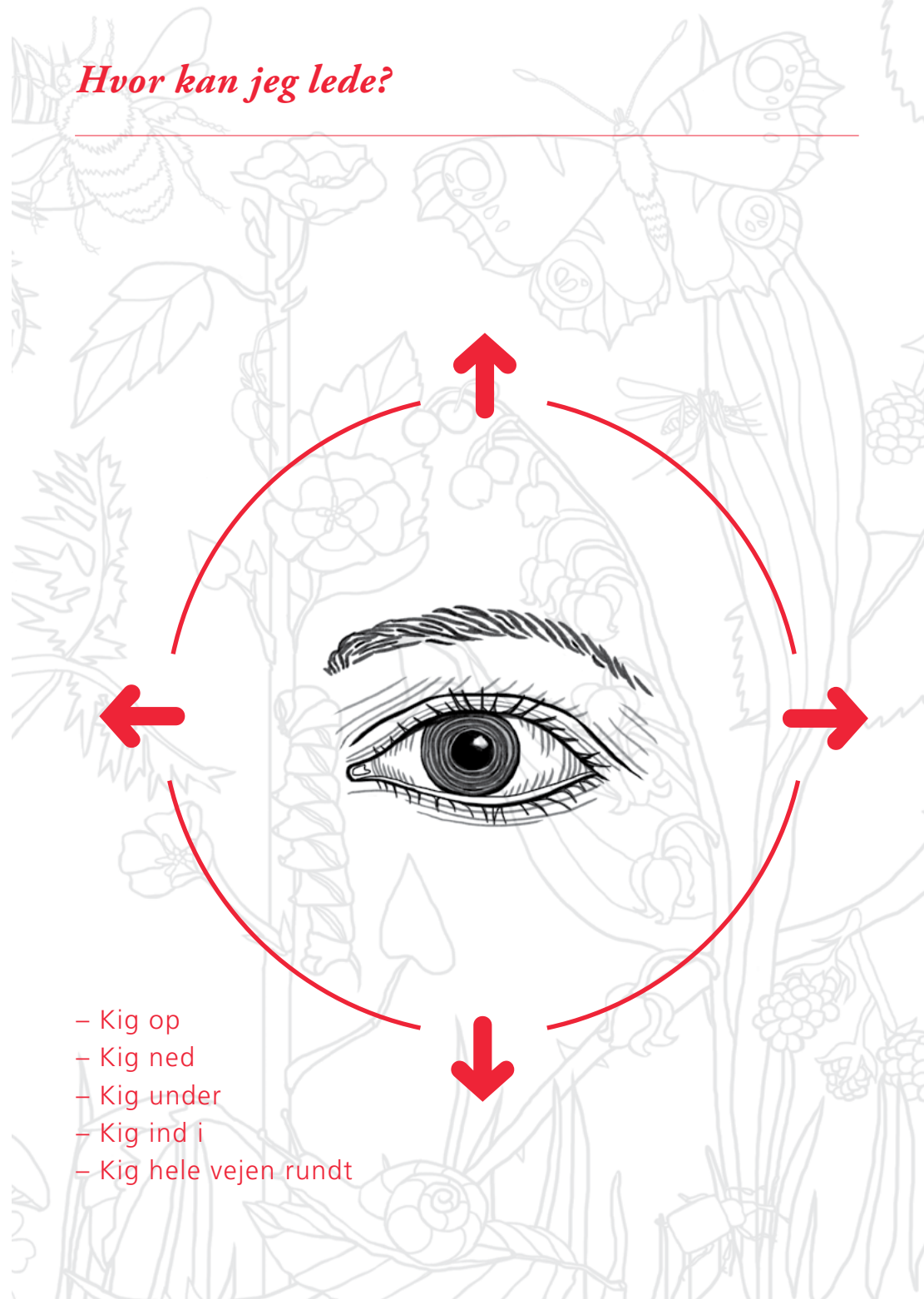
*Planter*



*Svampe*

## Hvor kan jeg lede?

---



- Kig op
- Kig ned
- Kig under
- Kig ind i
- Kig hele vejen rundt




d

Tegn ✱ Skriv om

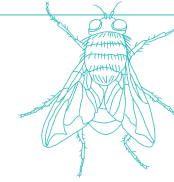
4 ting jeg husker fra i dag

Two large grid areas for drawing and writing, separated by a vertical line. Each grid has a horizontal line across the middle and a vertical line on the left side.


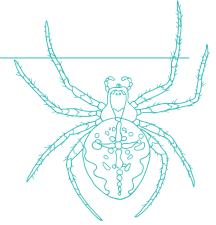
Tegn  om alle edderkopperne

Hvor mange kan jeg finde?

Insekt  
6 ben



Edderkop  
8 ben



Tegn ben på edderkoppen og på myren  
Hvor på kroppen sidder benene?







b

Tegn ✨ Skriv om

4 ting jeg husker fra i dag

Two large rectangular areas of dotted paper for drawing and writing, separated by a vertical and a horizontal line.



Farv blade med

takker

bølger

buer



Hvor mange

takkede

bølgede

buede





Three horizontal lines for writing the counts of serrated, wavy, and curved leaves.




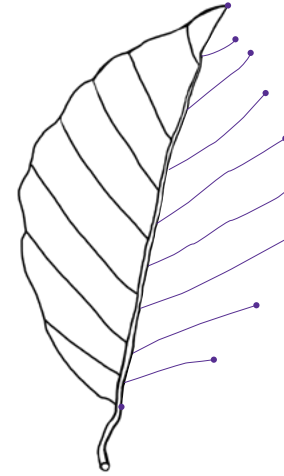
C

Tegn ✱ Skriv om

4 ting jeg husker fra i dag

Tegn den del der mangler



Hvad har jeg tegnet?

---

---

---

---





d

Tegn ✨ Skriv om

4 ting jeg husker fra i dag

Two large rectangular areas of red dotted paper for drawing and writing, separated by a vertical red line. A horizontal red line is also present, creating a grid of four quadrants.

Find formen og farv



Find også denne form



Hvilke andre former har jeg fundet?

Tegn dem her

A large rectangular area of red dotted paper for drawing, located at the bottom right of the page.




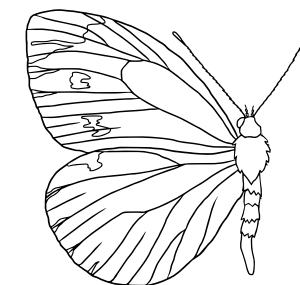
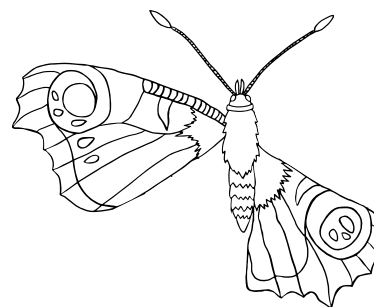
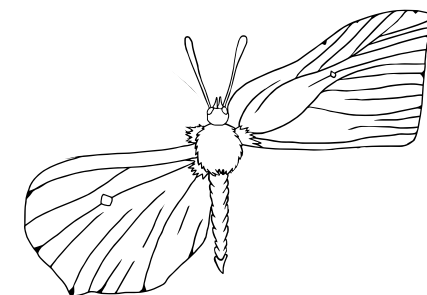
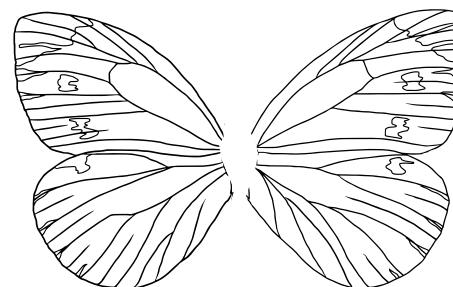
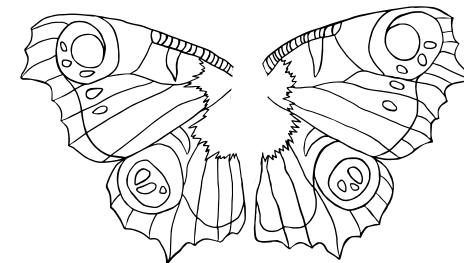
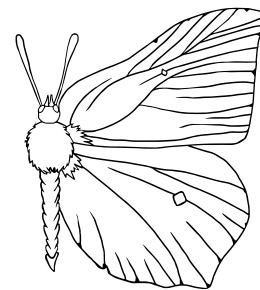




Tegn ✨ Skriv om

4 ting jeg husker fra i dag


### Tegn sommerfuglene færdige



Citronsommerfugl

Dagpåfugleøje

Kålsommerfugl